

Scaled data based on original data using
LM-79-08 Approved Method: Electrical and Photometric Measurements of Solid-
State Lighting Products

Test Report Prepared for
Cooper Lighting Solutions
(formerly Eaton)

Brand: STREETWORKS

Report Number: P450992

Luminaire Tested: **GLAN-SA1D-750-U-T2R-HSS**

Issue Date: 1/4/2021

Test Information

Test Method: LM-79-08
Report Number: P450992
TEST IS SCALED FROM IESNA LM-79-08 TEST DATA (G3-2011-042-7)
Test Lab: INNOVATION CENTER
Issue Date: 1/4/2021
Manufacturer: COOPER LIGHTING SOLUTIONS (FORMERLY EATON)
Product Line: STREETWORKS
Catalog Number: GLAN-SA1D-750-U-T2R-HSS
Description: GALLEON AREA AND ROADWAY LUMINAIRE
(1) 70 CRI, 5000K, 1200mA LIGHTSQUARE WITH 16 LEDS AND TYPE II ROADWAY OPTICS WITH HOUSE SIDE SHIELD
Light Source: -
Ballast/Driver: ELECTRONIC DRIVER

Summary

Lumens per Lamp: N/A
Luminaire Lumens: 6267 lumens
Efficiency: N/A
Efficacy: 96.4 lumens/watt
Luminous Opening: Rectangular (W 0.5' x L: 0.5' x H: 0')
IES Classification: Type II - Short
BUG Rating: B0 - U0 - G1

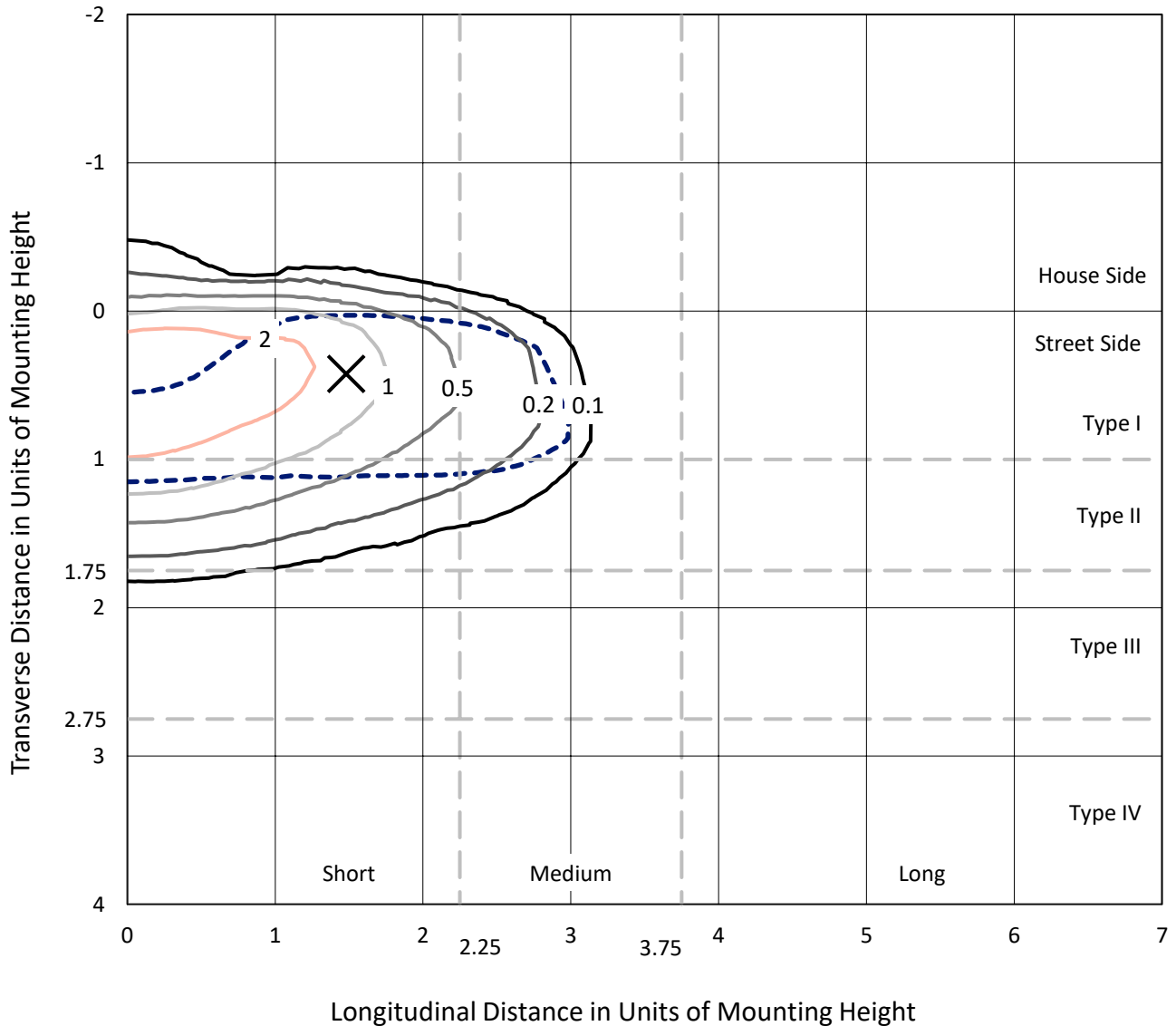
Input Watts (W): 65
Input Voltage (V): NR
Input Current (Ain): NR
Voltage Rise (V): NR
Power Factor: NR
Total Harmonic Distortion (THDi): NR
Frequency (hertz): 60
Stabilization Time: NR
Operation Time: NR
Ambient Temperature (°C): NR
Test Distance: 24 FT



REPORT NUMBER: P450992
 CATALOG NUMBER: GLAN-SA1D-750-U-T2R-HSS

Iso-Footcandle Lines of Horizontal Illumination

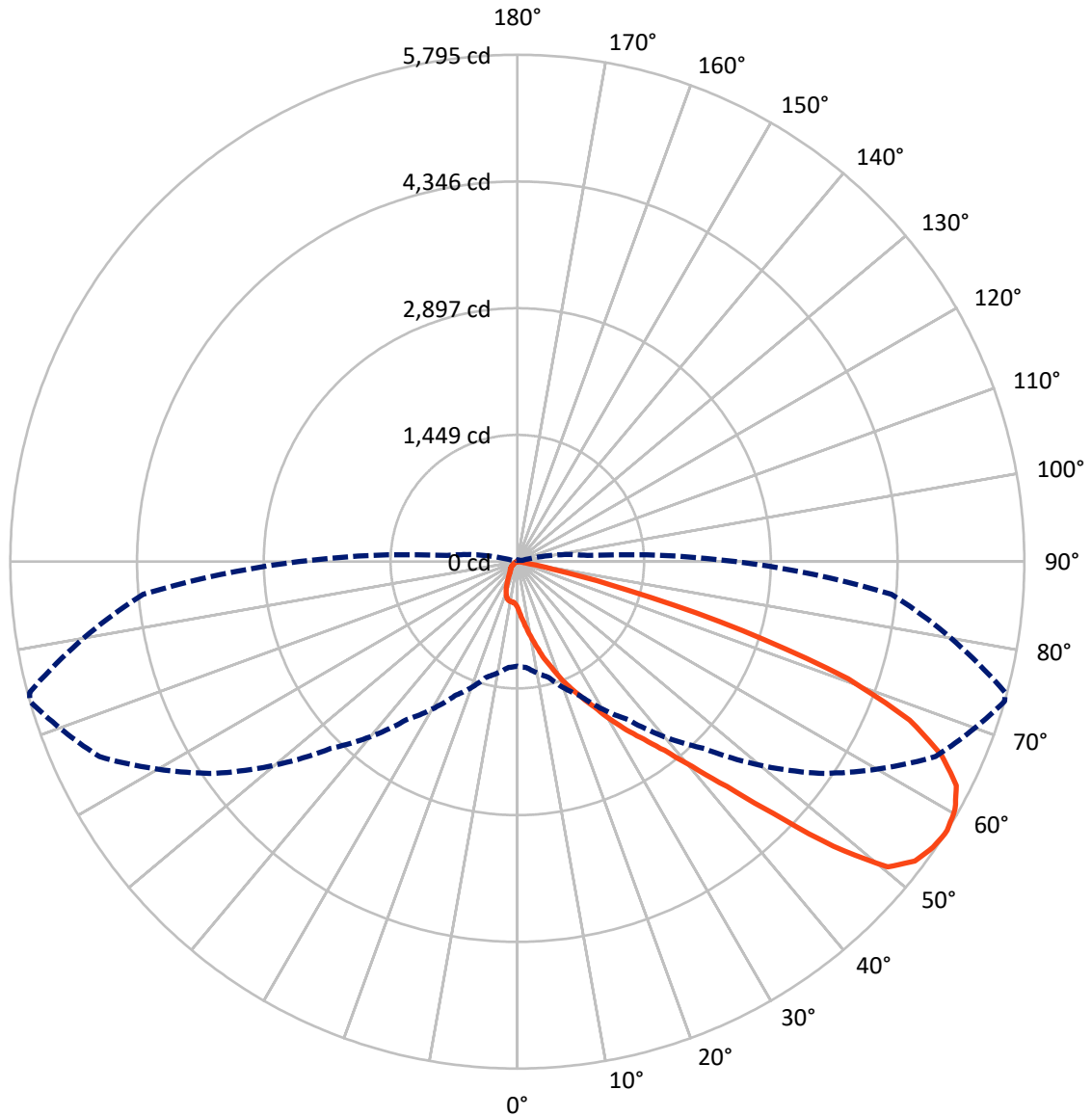
✕ Max cd
 - - - 1/2 Max cd



Based on 25 foot mounting height. Maximum calculated value = 3.2 fc
 Type II - Short - N/A

REPORT NUMBER: P450992
CATALOG NUMBER: GLAN-SA1D-750-U-T2R-HSS

Luminous Intensity Polar Plot



— Vertical Plane Through 74-Deg Lateral - - - Horizontal Cone Through 57-Deg Vertical

REPORT NUMBER: P450992

CATALOG NUMBER: GLAN-SA1D-750-U-T2R-HSS

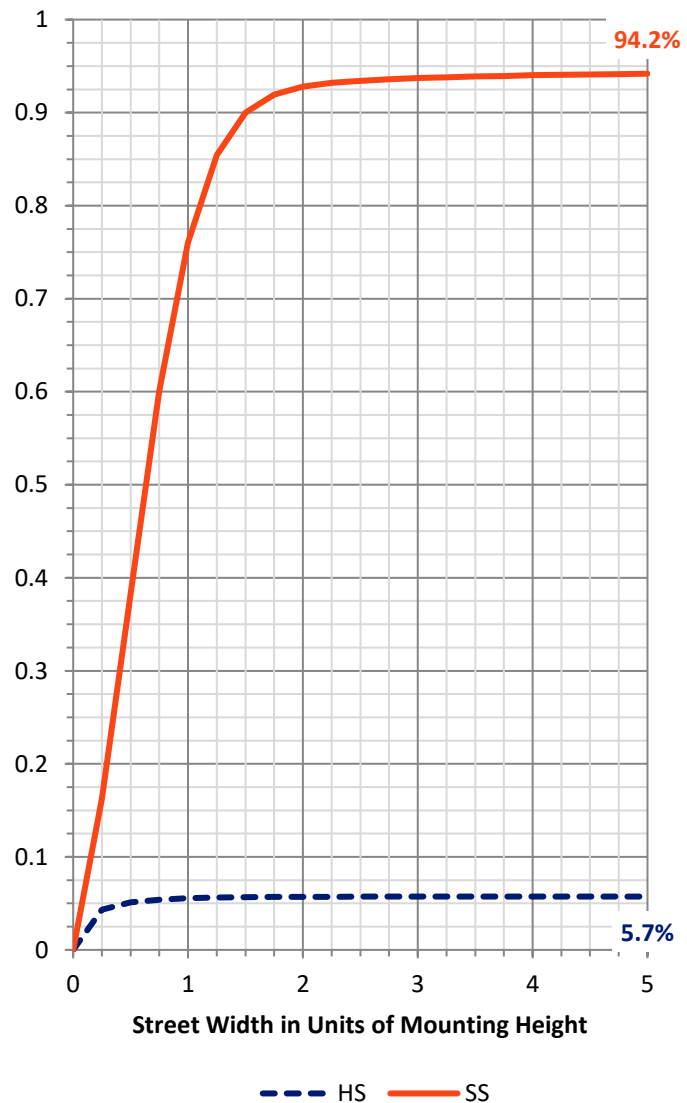
FLUX DISTRIBUTION:

		Downward	Upward	Total
House Side	Lumens	361.5	0.0	361.5
	% Fixture	5.8	0.0	5.8
Street Side	Lumens	5905.5	0.0	5905.5
	% Fixture	94.2	0.0	94.2
Total	Lumens	6267.0	0.0	6267.0
	% Fixture	100.0	0.0	100.0

Coefficient of Utilization

ZONAL LUMENS:

Zone	Lumens	% Fixture
0°-10°	63.4	1.0
10°-20°	249.7	4.0
20°-30°	534.3	8.5
30°-40°	982.0	15.7
40°-50°	1505.5	24.0
50°-60°	1592.6	25.4
60°-70°	1040.0	16.6
70°-80°	284.2	4.5
80°-90°	15.3	0.2
90°-100°	0.0	0.0
100°-110°	0.0	0.0
110°-120°	0.0	0.0
120°-130°	0.0	0.0
130°-140°	0.0	0.0
140°-150°	0.0	0.0
150°-160°	0.0	0.0
160°-170°	0.0	0.0
170°-180°	0.0	0.0
0°-90°	6267.0	100.0
0°-180°	6267.0	100.0



REPORT NUMBER: P450992

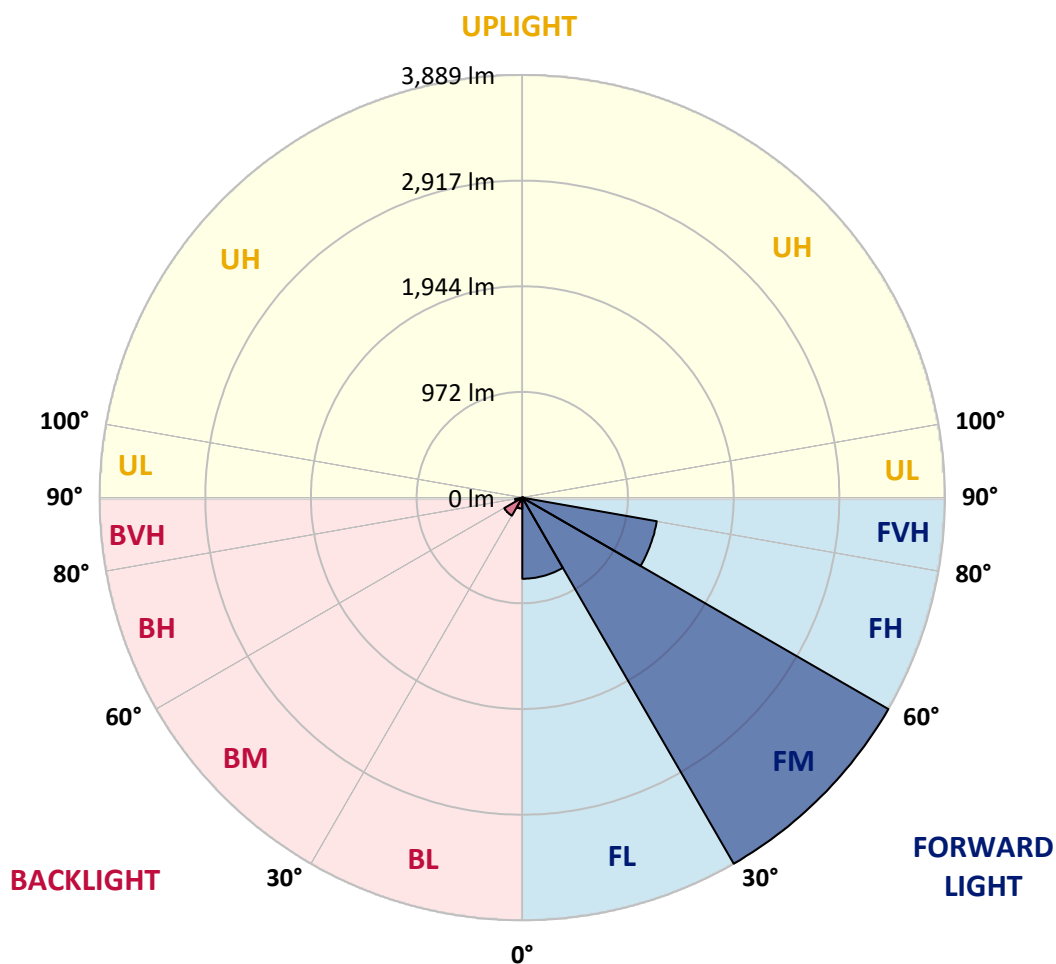
CATALOG NUMBER: GLAN-SA1D-750-U-T2R-HSS

LUMINAIRE CLASSIFICATION SYSTEM LUMEN TABLE AND BUG RATING:

Zone	Lumens	% Fixture	Zone Rating/Lumen Limit		
			B	U	G
FL (0°-30°)	746.4	11.9			
FM (30°-60°)	3888.8	62.1			
FH (60°-80°)	1256.3	20.0			G1/1800
FVH (80°-90°)	14.0	0.2			G1/100
BL (0°-30°)	101.0	1.6	B0/110		
BM (30°-60°)	191.4	3.1	B0/220		
BH (60°-80°)	67.9	1.1	B0/110		G0/110
BVH (80°-90°)	1.3	0.0			G0/10
UL (90°-100°)	0.0	0.0		U0/0	
UH (100°-180°)	0.0	0.0		U0/0	

BUG Rating: B0-U0-G1

Type II Short





REPORT NUMBER: P450992

CATALOG NUMBER: GLAN-SA1D-750-U-T2R-HSS

CANDELA DISTRIBUTION (FULL):

	0°	5°	15°	25°	35°	45°	55°	65°	74°	75°	85°
0°	524.9	524.9	524.9	524.9	524.9	524.9	524.9	524.9	524.9	524.9	524.9
2.5°	768.0	761.1	747.3	742.5	722.2	690.6	662.9	625.7	596.2	593.2	557.7
5°	1028.5	1012.9	1006.4	975.3	926.4	880.5	801.8	742.1	673.3	668.1	596.7
7.5°	1279.5	1257.8	1251.3	1221.9	1164.8	1092.5	990.4	881.8	772.8	762.8	649.0
10°	1461.2	1464.2	1452.5	1433.1	1386.8	1313.2	1187.3	1038.9	883.6	871.0	707.9
12.5°	1591.4	1591.0	1593.2	1592.7	1568.1	1512.3	1379.8	1208.9	1005.6	980.9	775.4
15°	1676.2	1677.5	1684.0	1706.5	1709.1	1674.5	1564.2	1371.6	1147.1	1116.3	848.5
17.5°	1761.9	1771.0	1781.4	1802.6	1821.6	1807.8	1729.9	1541.2	1275.1	1252.2	926.8
20°	1903.4	1916.0	1909.9	1922.9	1932.8	1934.1	1874.0	1697.9	1430.5	1392.0	1016.4
22.5°	2129.7	2129.3	2113.7	2090.3	2070.9	2070.0	2015.5	1858.8	1571.5	1534.3	1106.4
25°	2415.7	2417.0	2386.7	2320.1	2271.6	2212.3	2149.6	1999.9	1722.5	1676.7	1201.1
27.5°	2743.7	2735.5	2689.6	2597.9	2501.8	2400.6	2310.1	2163.9	1882.6	1844.6	1309.8
30°	3038.3	3035.3	2981.7	2869.6	2743.3	2641.6	2510.5	2369.4	2089.9	2043.2	1431.3
32.5°	3312.7	3317.0	3242.6	3126.6	3004.6	2887.3	2748.9	2565.9	2293.3	2227.1	1563.7
35°	3526.9	3531.2	3454.2	3357.7	3232.2	3134.8	3002.9	2775.3	2494.0	2438.2	1716.0
37.5°	3641.1	3646.7	3602.1	3529.5	3451.1	3402.2	3279.4	3044.8	2738.1	2704.3	1896.0
40°	3662.7	3669.2	3649.7	3630.3	3625.9	3661.0	3625.1	3362.4	3076.4	3023.6	2164.3
42.5°	3597.8	3606.5	3615.1	3658.4	3746.7	3875.2	4000.2	3793.4	3512.1	3441.2	2492.3
45°	3427.3	3426.5	3460.7	3572.7	3770.5	4044.8	4392.2	4333.0	4105.8	4021.4	2955.7
47.5°	3135.7	3131.4	3205.4	3365.0	3673.1	4075.9	4712.0	4988.1	4863.4	4785.6	3453.7
50°	2691.3	2712.5	2828.9	3051.8	3431.2	3981.6	4810.6	5417.7	5485.2	5402.6	3856.1
52.5°	2170.8	2169.9	2352.5	2655.0	3073.0	3773.9	4741.9	5495.6	5687.3	5624.1	4054.3
55°	1606.6	1617.8	1807.8	2112.8	2607.8	3394.9	4517.3	5415.5	5764.3	5719.7	4185.0
57°	1195.1	1215.0	1367.3	1690.1	2202.8	3019.7	4218.3	5272.3	5794.6	5770.4	4293.6
57.5°	1115.5	1116.3	1264.8	1558.1	2084.3	2875.7	4132.6	5212.6	5793.7	5780.3	4311.3
60°	686.7	708.3	810.9	1053.2	1525.7	2244.4	3558.4	4869.5	5748.7	5768.2	4387.0
62.5°	411.1	420.1	486.8	634.8	983.5	1638.2	2912.0	4430.3	5631.5	5690.7	4381.9
65°	264.4	266.5	296.8	384.2	614.9	1107.3	2243.9	3850.1	5328.1	5437.2	4210.5
67.5°	204.2	207.7	219.8	252.3	356.5	689.7	1587.1	3230.9	4837.5	4978.1	3795.1
70°	181.3	183.0	187.4	197.7	235.8	389.4	987.4	2523.9	4011.5	4051.3	2970.0
72.5°	148.0	152.7	166.2	169.6	186.9	243.2	549.5	1694.0	2695.2	2705.2	1661.5
75°	114.7	115.5	135.4	145.4	157.5	167.5	245.3	854.1	1294.6	1225.4	640.4
77.5°	85.7	89.6	98.7	111.2	128.5	119.9	109.9	321.9	402.0	394.6	186.1
80°	55.0	57.1	68.8	83.5	100.0	78.3	61.9	94.3	88.3	90.9	44.6
82.5°	27.7	28.1	44.1	67.9	63.6	39.4	38.9	38.5	32.9	32.5	20.8
85°	3.0	6.5	28.6	38.9	28.6	13.0	18.2	17.7	17.3	17.7	12.1
87.5°	0.4	0.4	4.8	5.6	3.9	4.3	5.2	5.6	6.9	6.5	5.2
90°	0.0	0.0	0.0	0.0	0.0	0.0	0.0	0.0	0.0	0.0	0.0



REPORT NUMBER: P450992

CATALOG NUMBER: GLAN-SA1D-750-U-T2R-HSS

CANDELA DISTRIBUTION (continued):

	90°	95°	105°	115°	125°	135°	145°	155°	165°	175°	180°
0°	524.9	524.9	524.9	524.9	524.9	524.9	524.9	524.9	524.9	524.9	524.9
2.5°	540.4	523.1	491.1	460.4	437.4	422.7	403.7	396.8	386.8	385.5	380.8
5°	563.8	530.9	475.1	431.0	395.5	368.7	345.3	325.8	310.2	306.8	308.5
7.5°	597.1	548.2	470.3	410.2	360.9	315.0	277.8	254.9	238.4	232.4	233.2
10°	634.8	571.2	469.5	388.1	312.8	256.6	215.9	195.6	186.1	182.6	178.7
12.5°	679.3	597.5	467.3	353.9	260.0	204.7	175.7	163.6	154.5	151.9	151.9
15°	729.5	625.7	456.9	311.5	211.2	169.2	149.7	140.2	137.2	134.6	134.6
17.5°	781.9	653.4	435.3	259.2	175.2	145.0	132.8	127.2	122.9	119.9	119.9
20°	841.6	680.6	400.7	212.9	148.0	129.4	119.9	113.4	109.9	107.3	106.4
22.5°	898.3	702.7	356.5	174.8	128.9	116.4	107.7	100.8	97.4	96.1	96.1
25°	957.1	716.1	303.3	144.5	117.7	105.6	96.1	90.4	87.4	86.5	86.1
27.5°	1014.2	723.9	256.6	126.3	107.3	95.6	86.5	82.2	79.2	78.3	78.7
30°	1083.5	725.2	211.2	113.4	98.2	86.1	77.9	74.0	72.3	71.4	71.0
32.5°	1153.6	723.5	177.4	105.6	89.6	77.9	71.0	67.9	66.6	65.3	65.3
35°	1232.3	714.4	151.0	97.8	81.3	71.0	64.9	62.3	60.6	59.3	58.8
37.5°	1330.1	709.6	135.9	89.1	74.0	64.5	58.8	56.2	55.0	53.2	52.8
40°	1484.1	730.8	131.1	81.3	66.6	58.4	53.2	50.2	48.5	46.7	46.3
42.5°	1676.2	768.0	123.3	73.6	60.1	52.8	47.6	44.1	41.1	38.9	38.1
45°	1925.0	816.9	111.2	65.3	54.5	46.7	42.0	37.6	33.7	32.0	31.6
47.5°	2186.0	864.1	100.4	58.8	48.5	41.5	36.3	31.6	28.1	26.8	26.4
50°	2346.0	873.6	93.5	51.5	42.4	35.9	30.7	26.4	24.2	22.9	22.9
52.5°	2419.2	858.5	83.9	45.0	36.8	31.6	26.4	22.9	21.6	20.8	20.3
55°	2470.2	835.1	71.4	38.9	31.6	26.8	23.4	20.8	19.0	18.2	17.7
57°	2500.1	803.5	61.9	34.2	27.3	23.4	20.8	18.6	16.9	15.1	15.1
57.5°	2501.4	791.4	59.3	33.7	26.0	22.5	20.3	18.2	16.0	14.3	13.8
60°	2462.9	708.3	47.6	28.6	20.8	19.0	16.9	14.3	11.2	9.5	9.1
62.5°	2339.1	602.7	39.4	24.2	16.9	14.7	12.1	10.8	7.8	5.6	5.6
65°	2151.8	488.9	33.7	19.5	13.8	10.8	8.2	7.8	4.8	2.6	2.2
67.5°	1880.9	380.8	28.6	16.0	11.7	7.8	5.6	5.2	2.6	0.9	0.0
70°	1433.1	259.6	23.8	13.0	8.7	5.6	3.9	3.0	1.7	0.4	0.0
72.5°	826.0	142.8	19.9	10.0	6.5	4.3	3.0	1.7	1.7	0.0	0.0
75°	295.1	61.4	15.1	7.4	5.2	3.5	2.2	0.9	1.3	0.4	0.0
77.5°	93.9	32.9	10.0	5.6	4.3	2.6	1.7	0.9	0.9	0.4	0.0
80°	27.7	17.3	6.1	4.8	3.0	2.2	1.3	0.4	0.9	0.4	0.0
82.5°	15.1	8.7	4.8	3.5	3.0	1.7	1.3	0.4	0.4	0.4	0.0
85°	7.8	5.2	3.9	3.5	3.0	1.7	1.3	0.4	0.0	0.4	0.4
87.5°	4.3	3.9	3.9	3.5	3.0	2.2	1.3	0.4	0.0	0.0	0.0
90°	0.0	0.0	0.0	0.0	0.0	0.0	0.0	0.0	0.0	0.0	0.0

(END OF REPORT)